




A COMPLETE PHONICS RESOURCE
TO SUPPORT CHILDREN

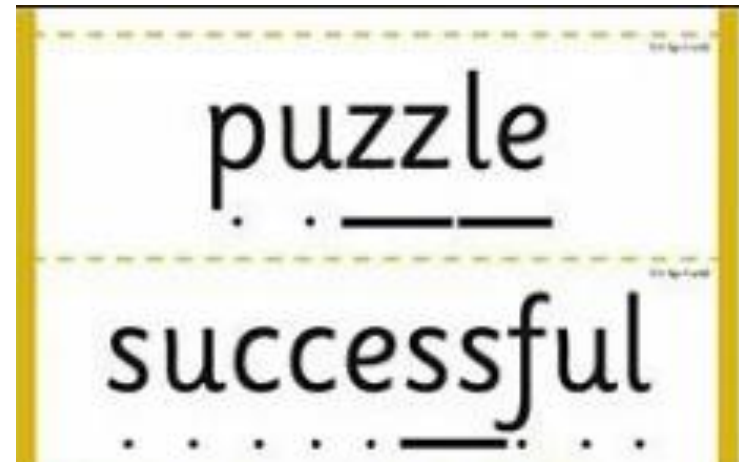
Teach reading: change lives

Parent workshop: Year 1 Phonics Screening Check



What is phonics?

- Children are taught to read by breaking down words into separate sounds or 'phonemes'. They are then taught how to blend these sounds together to read the whole word.
- Children have a 30 minutes phonics lesson each day and they are encouraged to use these strategies to read and write in other lessons.
- Point and sweep



Terminology

Phoneme

Grapheme

Digraph

Trigraph

Blend

Segment

Adjacent consonant

Split digraph



























What your child been taught so far

Your child has been taught most of Phase 5, they know:

- new graphemes for the Phase 2 and 3 sounds
- that the same grapheme can have alternative pronunciations.

The 'Grow the code' lessons support children with reading and spelling these alternative spellings.

Grow the code grapheme mat Phase 2, 3 and 5

 s ss c se ce st sc	 t tt	 p pp	 n nn kn gn	 m mm mb	 d dd	 g gg	 c k ck cc ch	 r rr wr	 h
 b bb	 f ff ph	 l ll le al	 j g dge ge	 v vv ve	 w wh	 x	 y	 z zz s se ze	 qu
 ch tch ture	 sh ch ti ssi si ci	 th	 ng	 nk	 a	 e ea	 i y	 o a	 u o-e ou

Grow the code grapheme mat Phase 2, 3 and 5

 ai ay a a-e eigh aigh ey ea	 ee ea e e-e ie y ey	 igh ie i i-e y	 oa o o-e ou oe ow	 oo ue u-e ew ou ui	yoo ue u u-e ew	 ou u* oul	 ar a* al*
 or aw au aur oor al a oar ore	 ur er ir or	 ow ou	 oi oy	 ear ere eer	 air are ere ear	zh su si	

*depending on regional accent



Reading words

Children will be able to:

- blend independently
- blend in their heads with increasing fluency and confidence
- start to distinguish between different phonemes/graphemes.







This term we are preparing for the Phonics Screening Check

What is the Phonics Screening Check?

- It is a quick check of your child's phonics knowledge.
- It is **not** designed to create any stress or anxiety for your child.

Section 1

sut	
yad	
dop	
uct	

Page 3 of 24

Section 1

shop
yell
peel
check





Page 9 of 24

This term we are preparing for the Phonics Screening Check

- It assesses decoding skills using phonics.
- It consists of 40 words (20 real words, 20 'alien words').

If children do not achieve the required score in Year 1, they will retake the screening at the end of Year 2.

Section 1

sut	
yad	
dop	
uct	

Page 3 of 24


Section 1

shop
yell
peel
check

Page 9 of 24

How does the check work?

- Your child will sit with a member of staff that they know.
- This takes just a few minutes to complete, but there is no time limit.
- If your child is struggling, the teacher will stop.
- It has been carefully designed not to be stressful for your child.



Examples of words:

in

ot




at

vap



beg

osk



sum

ect



'Alien words' recap



- The check will contain 20 'alien words'.
- The children will be familiar with alien words and will start to read them this term.
- Alien words assess children's decoding skills and are used in lessons for the purpose of preparing for the Phonics Screening Check **only**.
- Children cannot read these words by using their memory or known vocabulary, so they have to use their decoding skills. This is a fair way to assess their ability to decode.
- The Phonics Screening Check will be administered in **June**.

The most important thing you can do is read with your child



Reading a book and chatting had a positive impact a year later on children's ability to...

- understand words and sentences
- use a wide range of vocabulary
- develop listening comprehension skills.

The number of books children were exposed to by age 6 was a positive predictor of their reading ability two years later.





Books going home



Listening to your child read their phonics book

- Your child should be able to read their book without your help.
- If they can't read a word read it to them.
- Talk about the book and celebrate their success.



Reading to your child

The shared book is for YOU to read:

- Make the story sound as exciting as you can by changing your voice.
- Talk with your child as much as you can:
 - Introduce new and exciting language.
 - Encourage your child to use new vocabulary.
 - Make up sentences together.
 - Find different words to use.
 - Describe things you see.



Supporting your child with phonics

- Point out (or allow your child to point out) different digraphs and trigraphs that they recognise in words.
- Encourage children to sound out words and blend everywhere e.g. Shop names, street names etc.

Herrick Website - Supporting your child with phonics

[Home](#) [Our School +](#) [Children +](#) [Curriculum +](#) [Parents/ Carers +](#) [Calendar](#) [Let's celebrate +](#)



Herrick Primary School

Latest...



Tuesday 1st April 2025

Herrick Primary School
Lockerbie Avenue
Leicester
LE4 7NJ

Telephone: 0116 2665656

Email: office@herrick.leicester.sch.uk

Headteacher: Mr U Patel

- [Eid Assembly: Y2 Children](#)
- [SATs Parents Presentation 2025](#)
- [Awards: 28th Feb 2025](#)
- [Attendance: w/e 28th Feb 2025](#)

[We are a Voice 21 school](#)



[We are a Little Wandle school](#)

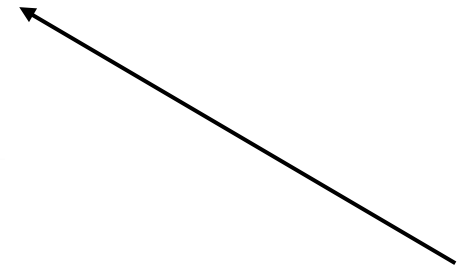


[Star School](#)



Herrick Primary School
Firstly, thank you for choosing Herrick Primary School for your child's schooling journey and for those who are considering our school.

[Please click here for the Headteacher's Welcome and the school's Ethos & Values.](#)



We are now a Little
Wandle school



Supporting your child with phonics

Videos



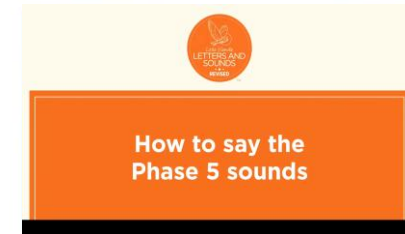
**Phase 2 sounds taught in
Reception Autumn 1**



**Phase 2 sounds taught in
Reception Autumn 2**



**Phase 3 sounds taught in
Reception Spring 1**



How to say Phase 5 sounds

Supporting your child with phonics

[Home](#) [Our School +](#) [Children +](#) [Curriculum +](#) [Parents/ Carers +](#) [Calendar](#) [Let's celebrate +](#)



Herrick Primary School

Latest...



Our
School



EYFS



Curriculum



Parents/
Carers



Let's
Celebrate



News,
Information
& Updates



Remote
Learning
for
Children



School
Workshops



Mental
Health &
Wellbeing



SEND



Safeguarding



Ofsted
Reports &
Key
Information

Tuesday 16th April 2024

Herrick Primary School
Lockerbie Avenue
Leicester
LE4 7NJ
Telephone: 0116 2665656
Email: office@herrick.leicester.sch.uk
Headteacher: Mr U Patel

[Attendance: w/e 12th April 2024](#)

[Workshops for all parents/ carers: Year 2 SATs 2024 Presentation](#)

[April On-Line Safety Newsletter](#)

[Year 6 SATs 2024 revision websites](#)

[Letters: Year 3 Cadbury World Visit](#)

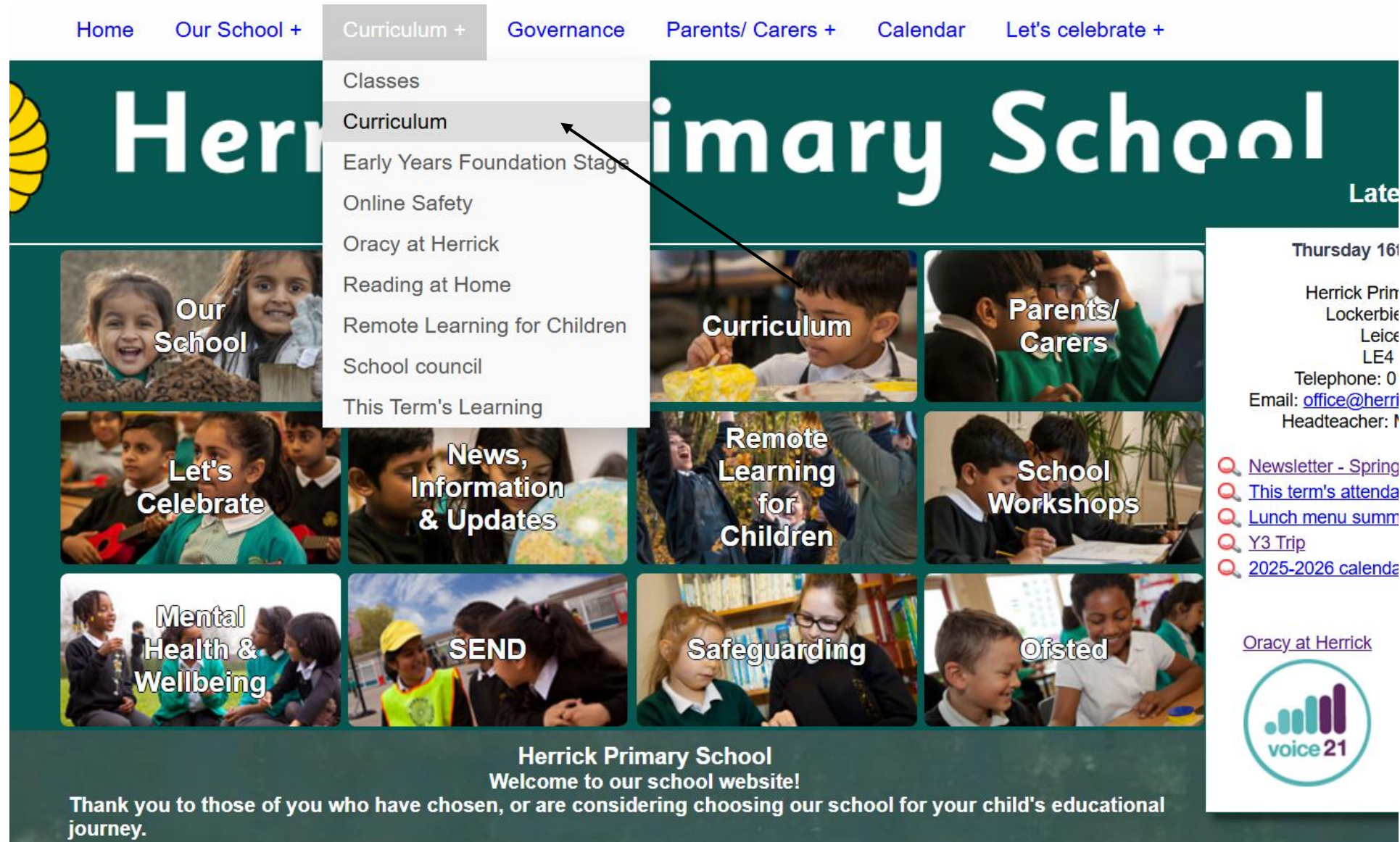
We are now a Little
Wandle school



Herrick Primary School
Firstly, thank you for choosing Herrick Primary School for your child's schooling journey and for those who are considering our school.

[Please click here for the Headteacher's Welcome and the school's Ethos & Values.](#)

Supporting your child with phonics



Home Our School + **Curriculum +** Governance Parents/ Carers + Calendar Let's celebrate +

Herrick Primary School Late

- Classes
- Curriculum**
- Early Years Foundation Stage
- Online Safety
- Oracy at Herrick
- Reading at Home
- Remote Learning for Children
- School council
- This Term's Learning

Our School

Let's Celebrate

News, Information & Updates

Remote Learning for Children

School Workshops

Mental Health & Wellbeing

SEND

Safeguarding

Ofsted

Curriculum


Parents/ Carers

Thursday 16i

Herrick Prin
Lockerbie
Leice
LE4
Telephone: 0
Email: office@herri
Headteacher: I

- [Newsletter - Spring](#)
- [This term's attenda](#)
- [Lunch menu summ](#)
- [Y3 Trip](#)
- [2025-2026 calende](#)

[Oracy at Herrick](#)



Herrick Primary School
Welcome to our school website!

Thank you to those of you who have chosen, or are considering choosing our school for your child's educational journey.

Supporting your child with phonics

Curriculum

Our Curriculum Intent

What does your child learn at school each day? Find information about our curriculum subjects here. 'Learning Never Stops!' and it begins as soon as children begin their Herrick journey in Nursery. We also place great importance on our children having experiences beyond the school gates.

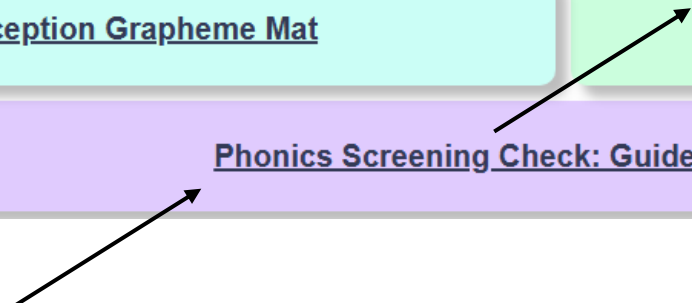
This Term's learning - weekly breakdown

History	Maths	Science	Religious Education
Art	Computing	Design Technology	Physical Education
Music	English	Geography	French
Personal, Social, Health Education	Phonics & Early Reading	Early Years Foundation Stage	Trips & Workshops



Supporting your child with phonics

Reception	Year 1
<u>Reception Overview</u>	<u>Year 1 Overview</u>
<u>Reception Letter Formation 1</u> <u>Reception Letter Formation 2</u>	<u>Year 1 Grapheme Mat</u>
<u>Reception Grapheme Mat</u>	<u>Year 1 Phonic Screening Check</u>
<u>Phonics Screening Check: Guide to alien words</u>	



Resources for you to take home

Grow the code grapheme mat Phase 2, 3 and 5

S	t	p	n	m	d	g	c	r	h
ss	tt	pp	nn	mm	dd	gg	cc	rr	hh
c			kn	mb			ck	wr	
se			gn				cc		
ce							ch		
st									
sc									
b	f	l	j	v	w	x	y	z	qu
bb	ff	ll	jj	vv	ww	xx	yy	zz	qu
	ph	al	dge	ve				s	
			ge					se	
								ze	
ch	sh	th	ng	nk	a	e	i	o	u
tch	ch				ea		y	a	o-e
ture	ti							a	ou
	ssi								
	ci								

© 2021 Wandle Learning Trust. All rights reserved.



Grow the code grapheme mat Phase 2, 3 and 5

ai	ee	igh	oa	oo	yoo	oo	ar
ay	ea	ie	o	ue	ue	u*	a*
a	e	i	o-e	u-e	u	oul	al*
a-e	e-e	i-e	ou	ew	u-e		
eigh	ie	y	oe	ou	ew		
aigh	y		ow	ui			
ey	ey						
ea							
or	ur	ow	oi	ear	air	zh	
aw	er	ou	oy	ere	are	su	
au	ir			eer	ere	si	
aur	or				ear		
oor							
al							
a							
oar							
ore							

*depending on regional accent

© 2021 Wandle Learning Trust. All rights reserved.



Information for parents and carers



Your child's reading journey Year 1 Phonics Screening Check

Your child has now learned most of the Year 1 phonics in *Little Wandle Letters and Sounds Revised* and will soon be preparing for the nationally required Phonics Screening Check, which will take place in June.

What is the Phonics Screening Check?

- The Phonics Screening Check is a quick check of your child's decoding skills.
- Your child will be asked to read 40 words – 20 are real words, 20 are known as 'alien words' (made-up words).

Why do the children read 'alien words'?

- Reading alien words checks children's decoding skills and knowledge of graphemes in a fair way – it mirrors what the children have to do when they read a word that they have not read before.
- Your child will not have seen the alien words before. They will have to use their knowledge of letters and sounds to work out how to read them.

How does the check work?

- Your child will be asked to read 40 words independently.
- The check has been designed to not put your child under stress. It will be carried out by a member of staff who knows your child well.
- It should only take a few minutes to complete, but there is no time limit.

Do I need to do anything to further support my child?

- Continue to listen to your child read their phonics books and read to them daily.
- Your child's teacher will let you know if any additional practice is needed.
- Always ask if you need any further support!

All for the love of reading

- Teaching children the skills of reading will increase their will to read. Children who love reading, choose to read.
- Reading develops children's vocabulary, understanding of the world and empathy.
- A love of reading is the biggest indicator of future academic success! To develop a love reading, children must have the skills to read, which is why we teach them using phonics.

